


AS16-001-09/2021-USD-EN

ARTEC STUDIO



OFFICES

20 rue des Peupliers
L-2328, Luxembourg

info@artec3d.com
www.artec3d.com

2880 Lakeside Dr. #135
Santa Clara, CA 95054, USA

Room 1410, 14/F, China
Merchants Plaza (South),
333 Chengdu Bei Lu, Jing'an
District, Shanghai, China

Artec Studio 16.

The power is in the software

Transform your 3D scanner with industry-acclaimed software for professional 3D scanning and data processing.

Easy 3D scanning. High-precision results.



High precision

Whether you choose Autopilot for ease of use, or manual mode for full control and flexibility, Artec Studio never compromises on precision.



Time-saving quality inspection

Fast measurements and mesh-to-CAD analysis right in Artec Studio. Fully integrated with Geomagic Control X for advanced inspection within the Artec Studio interface.



HD Mode

Artec Studio's AI neural network delivers astonishing, high-resolution scans via HD Mode for users scanning with Eva or Leo.



Easy to learn

Artec Studio is designed to be intuitive and easy to use and learn, so all your attention can be focused on your work.



Scan-to-CAD

Accelerate your engineering by fitting primitives to your 3D model and precisely positioning it. Export STEP files directly to SOLIDWORKS, or complex meshes to Design X or Geomagic for SOLIDWORKS.



The colors you seek

Use Artec Studio's host of CGI tools, including full-color 3D scan data, texturizing via photogrammetry, and auto glare removal to create replica 3D models with perfect geometry and color representation.



Create and process huge datasets

Imagine a software so powerful you can work with datasets of up to 500 million polygons. Artec Studio is perfect for scanning large objects and for making 3D models in maximum resolution.



SOLIDWORKS integration

An officially recognized partner product of this leading CAD software, Artec Studio requires just one click for your meshes and CAD objects to be exported into SOLIDWORKS.

Updated yearly

The possibilities of what you can do with your scanner are constantly growing with annual updates to Artec Studio. You're essentially upgrading to a new scanner every year, with game-changers such as slashing processing time, or doubling the resolution of your Eva or Leo scanner with HD Mode.

With each Artec Studio update, 3D scanning gets easier and better – you feel like you're working with a whole new scanner! That's why we choose Artec scanners and software for the Royal Netherlands Navy.

BEN JANSEN

CNC Coordinator, Royal Netherlands Navy

Artec 3D continues generating significant innovations in an already matured 3D scanning market. Artec Studio improves with age, and every year feels like you're working with a brand new 3D scanner.

KEVIN SHAIN

Laser Design


Scan-to-CAD for reverse engineering

The right features can make scan-to-CAD for reverse engineering a breeze, and that's exactly what you'll get with Artec Studio. Expect high-speed alignment, primitives fitting, and advanced plane functionality for quick and excellent results. Export your meshes and CAD objects to SOLIDWORKS in just one click.



Scan-to-CAD for quality inspection

When it comes to quality inspection, Artec Studio offers the tools you need for streamlining your pre-production, inline, and final inspection workflows: precise measurements, fast, accurate mesh-to-CAD alignment, and mesh-to-mesh or mesh-to-CAD deviation maps.



Control X integration

Create customized reports with Artec Studio by selecting the object or objects you need to inspect while Control X runs in the background. The reports most essential to your work will be generated for you.




Picture-perfect CGI with photogrammetry + scan data

Create accurate, high-res and picture-perfect 3D models ready for use in CGI, VR/AR, and animation. In Artec Studio, you can now combine your scan data and photogrammetry all in one place for both highest-quality texture and best-quality geometry.



3D scan black, shiny, or fine areas

Artec Studio analyzes the surface of your object and automatically adjusts the sensitivity of your scanner to pick up areas that are tricky for 3D scanning. As a result, even new users can digitize black, shiny objects, or hair with ease.

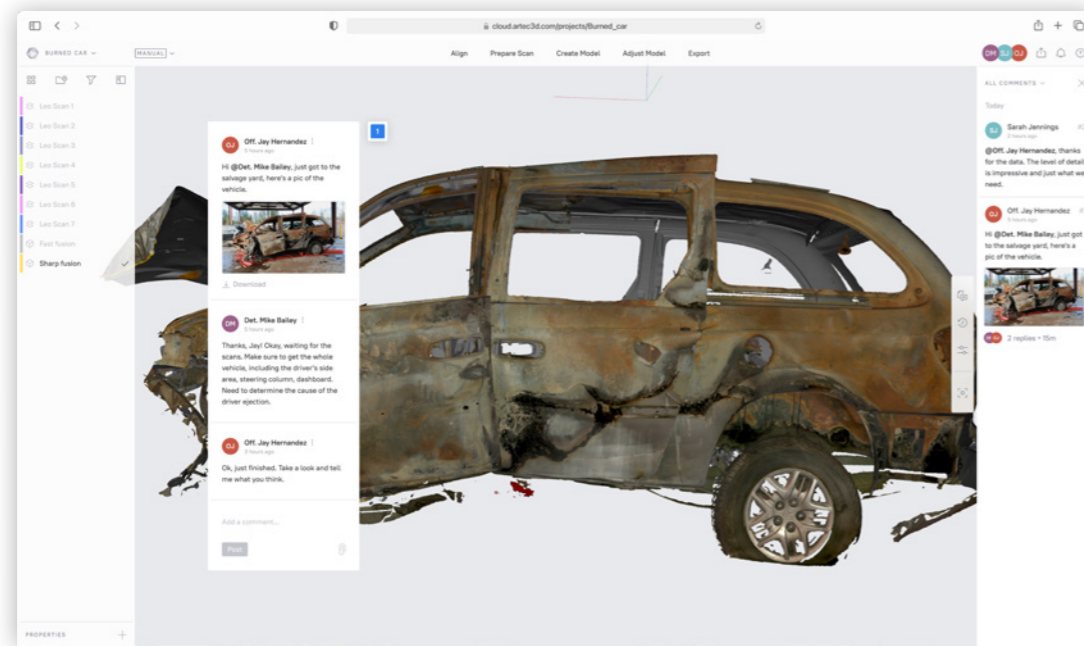


HD Mode

If you're after the highest quality, we've got good news: Artec Studio operates in High-Definition Mode. Step up your scanning with Artec Leo and Eva to capture high-resolution HD data for ultra-sharp, clean, and detail-rich scans.

Collaborate with Artec Cloud

Upload your 3D data from Artec Studio to Artec Cloud for working remotely, collaborating with a team, or training new users. All from your browser.



Scan on a Mac

Install Artec Studio via Boot Camp to make high-quality scans, or process 3D data in your browser using the new Artec Cloud.

Easy export

Export your model to any industry-leading reverse engineering or 3D modeling software. Hassle-free export into a wide range of formats:

STEP, IGES, X_T, CSV, DXF, XML, OBJ, PLY, WRL, STL, AOP, ASC, Disney PTEX, E57, XYZRGB, BTX, PTX



Available in 15 languages

To ensure accessibility to individuals and teams all over the world, Artec Studio is available and fully functional in 15 different languages.

Chinese Simplified	Japanese
Chinese Traditional	Korean
Croatian	Polish
Czech	Portuguese
English	Russian
French	Spanish
German	Turkish
Italian	

Artec Studio 16 Specifications

ESSENTIAL INSPECTION	AS16	AS15	AS14
Mesh-to-CAD comparison: import STEP, IGES or X_T files	•	•	
Mesh-to-CAD alignment	8X faster than AS15	•	
Run CX inspection from Artec Studio	•		
Run CX Batch Inspection from Artec Studio	•		
Surface distance maps: speed	70% faster than AS15	Fast	Standard
Surface distance maps: deviation from CAD primitives	Full range of CAD primitives	Basic range of CAD primitives	
Surface distance maps: annotations	One click measurements	One click measurements	•
Surface distance maps: export CSV	•	•	
Surface distance maps: point-by-point deviation	•	•	
Measurements: perpendicular point to plane distance	•		
Measurements: distance between key points of primitives	•	•	
Measurements: cross sections from fitted plane	•		
Measurements: linear, geodesic, sections, distance maps, volume, annotations. Export to CSV, DXF, XML	Improved	Improved	•
Measurements: Export cross-section area, perimeter length and mesh volume	Improved	Improved	•
Direct export to Control X	•		

SCAN-TO-CAD FOR REVERSE ENGINEERING

Fit CAD primitives to 3D model	Cylinder, sphere, cone, plane, torus	Cylinder, sphere, cone, plane	
Freeform fitting	•		
Primitive constraints	•		
Precise positioning	•	•	
Segment Brush: selection tool	•		
Sections: speed	15X faster than AS14	15X faster than AS14	•
Sections: from fitted planes	•		
Sections: scale to bounding box	•		
Export fitted primitives in STEP, IGES, or X_T CAD formats	•	•	
Export multiple open and closed polyine contours directly to CAD	•	•	•
Direct export of fitted primitives to SOLIDWORKS	•		
Direct export to SOLIDWORKS via Geomagic plugin	SOLIDWORKS 2014-2021	SOLIDWORKS 2014-2020	SOLIDWORKS 2014-2019
Direct export to Design X	•	•	•

Artec Studio 16 Specifications


ADVANCED CGI TOOLS FOR THE PERFECT COLOR 3D MODEL	AS16	AS15	AS14
Photo-texture	•		
Rescaling by mesh alignment	•		
Auto glare removal	•	•	•
Enhanced color reproduction	•	•	
AI POWERED HD MODE			
HD Mode for Eva and Leo	Extra sharp	•	
Improved HD reconstruction speed	2X faster than AS15		
On demand HD reconstruction for Eva	•		
Multiple HD reconstructions with different settings	•		
Leo HD project size	20% smaller		
Store Leo HD data on SD cards	•		
USER EXPERIENCE. From raw data to finished 3D model in minimum steps			
Project loading	10X faster than AS15	Streamlined for speed	
Background Auto-save	•		
Smart RAM Optimizer	•		
Advanced grouping functionality: create, align, position	•	•	
Auto-group for Eva, Space Spider, Leo data capture	•	•	
ADVANCED EDITING & 3D MODELING TOOLS			
Model to model texture transfer	•	•	
Texture healing brush	•	•	•
Lasso	Easy to use	Easy to use	•
Hole filling	Superior	Superior	•
Hole filling: bridges	•	•	•
HONED ACCURACY			
Auto temperature stabilizer for Eva	•	•	
Next-generation registration for Eva and Space Spider	•	•	
Boosted Autopilot for Leo	•	•	
Improved tracking algorithms	Decreased error accumulation over distance & when scanning in loops		
Integration with ScanReference photogrammetry kit	•	•	•

SMART AUTOMATION	AS16	AS15	AS14
Smart scanning for Micro	Fully automatic. Required: NVIDIA GPU, 3 GB VRAM, CUDA compute capability 3.5 or higher	Fully automatic. Required: NVIDIA GPU, 3 GB VRAM, CUDA compute capability 3.5 or higher	Manual and pre-defined trajectories only
Auto-alignment	30% more effective and up to 2x faster than in AS14	30% more effective and up to 2x faster than in AS14	•
Autopilot: automatic data processing pipeline	Boosted	Boosted	•
Smart RAM Optimizer	•		
Scan size optimizer	•	•	
Smart base removal	•	•	•
EASY 3D SCANNING			
Auto-brightness	Dynamic	Dynamic	Dynamic
Automated sensitivity for scanning black, shiny, fine objects	•	•	•
3D Radar mode	•	•	•
Create 3D model from a combination of Artec 3D scanners	•	•	•
Texture and geometry tracking	•	•	•
FAST, POWERFUL 3D PROCESSING			
Artec Cloud integration	•		
Artec Ray scan import	2-4X faster than AS14	2-4X faster than AS14	•
Support of large datasets	Up to 500 million polygons	Up to 500 million polygons	Up to 500 million polygons
One-click Global Registration for separate scans	•		
Fast mesh simplification	Improved	•	•
X-Ray mode	•	•	•
Better scans visibility	•		
ERGONOMICS			
Customizable workspace	•	•	
Collapsible view menu	•		
Swipe selection	•	•	
Easy mass rename	•	•	
Object highlight	•		
View in-progress algorithm settings	•		
3Dconnexion 3D mouse compatibility	•	•	•
Multiple object export	•		

Artec Studio 16 Specifications

EXPORT FORMATS	AS16	AS15	AS14
Mesh	OBJ, PLY, WRL, STL, AOP, ASC, Disney PTEX, E57, XYZRGB		
Point cloud (Artec Ray only)		PTX, BTX, XYZ	
Measurements		CSV, DXF, XML	
CAD	STEP, IGES, X_T		N/A
HARDWARE SUPPORT			
3rd party sensor support		N/A	
Scanning on MacOS		Boot Camp	
Processing on MacOS	Artec Cloud or Boot Camp		Boot Camp

Artec 3D scanners compatible with AS16:



*For full information on compatibility with discontinued scanners, please contact support@artec3d.com

Artec Studio price plans



AS16 Lifetime
US \$2,900

One-time payment for lifetime Artec Studio 16 only access.

Includes any updates to Artec Studio 16.

Excludes updates to subsequent versions.



Artec Studio subscription
US \$1,200 per year

Always have the latest version of Artec 3D's advanced scanning, processing, and editing software.

Major software updates released yearly, including new features and improved algorithms.

Keep your Artec 3D scanner ahead of the game.



Visit the [Artec Support Center](#) to view hardware requirements for Artec Studio.